

# Brainy

SUPER  
FUN  
ACTIVITY  
BOOK



# Table of Contents

---

## Brainzy's Super Fun Activity Book

- Introduction Page
- Meet Roly
- Meet Floyd
- Meet TuTu
- Meet Birdee
- Meet Officer Ice Cream
- Meet Muggo
- Meet CuzCuz
- Meet Penelope
- Welcome to the Land of Knowhere\*
- Whose Shdaow?\*
- Count Muggo\*
- Connect the Dots
- Roly Paper Doll
- Find the Differences: TuTu\*
- Find the Differences: Penelope\*
- How to Draw Roly
- How to Draw Floyd
- How to Draw TuTu
- Memory Match

*Certificate of Completion*

*Answer Sheets*

*\*has answers*

# Brainzy


MATH AND READING PROGRAM



Explore the world of Brainzy learning games with this companion workbook. Created by curriculum experts for kids ages 3 through 8, Brainzy helps kids learn fundamental math and reading skills while motivating them to have fun while learning.

This workbook introduces kids to the colorful characters of Brainzy games.

Read, draw, write and roll along with them!



# Meet Roly

Roly is a special kind of tabby cat. Instead of walking he likes to roll from place to place. He and Floyd go on a lot of adventures together. Roly is always hungry for knowledge and loves to help kids eat up knowledge too.



## Let's color Roly!

Read each sentence out loud to your child. Have her trace each dotted word. Then she'll add the right colors to the picture of Roly.


Roly is orange.

He has stripes.

They are brown.

# Meet Floyd

Floyd is a very talkative dog. He loves reading and writing just as much as we do! In his favorite game, Floyd gets to ride in a hot air balloon, but he can't make it without the help of some clever early readers. Kids will pop balloons to help Floyd make it off the ground.


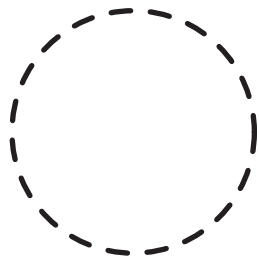


## Let's color Floyd!

Read the sentences out loud to your child. Have her trace each dotted word. Don't forget to color in the picture of Floyd!


Floyd is purple.

Trace the shape that matches Floyd.



# Meet TuTu

TuTu is the Fairy God-monster of Knowhere, here to grant kids with knowledge. TuTu loves to fly using its skirt as a helicopter. With a wave of the wand, TuTu will help kids find their way through many reading challenges of Knowhere.



## Let's color TuTu!

Read each sentence out loud to your child. Have him trace each dotted word. Then he'll add the right colors to the picture of TuTu.

TuTu's body is teal.

TuTu's skirt is purple.

TuTu's wand is pink.

# Meet Birdee

Birdee is one of the most mischievous creatures of Knowhere. She'll fly off with your books to build her nest, or she'll jumble up the pages so you have to put them back in order again. Even though she's a handful, Birdee is so smart, she gets away with just about anything!

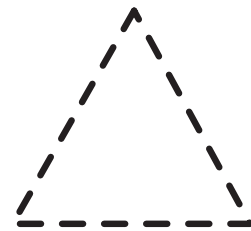



## Let's color Birdee!

Read the questions out loud to your child. Have him trace each answer. Don't forget to color the picture of Birdee!

Birdee is yellow.

Trace the shape that matches Birdee.



# Meet Officer Ice Cream

Officer Ice Cream is the community helper of Knowhere. She makes sure everyone plays nice and stays on task with their learning. But she really likes to have fun too! Her favorite activities are driving the bus to school and taking photos of silly things around the Land of Knowhere.



## Let's color Officer Ice Cream!

Read each sentence out loud to your child. Have him trace each dotted word. Then he'll color in the picture of Officer Ice Cream.

Ice Cream's head is pink.


Her cone is green.

Her hat is blue.



# Meet Muggo

Muggo is everyone's favorite minion. He was created in a laboratory in Knowhere long ago, and now he is here to serve your every need. His favorite activity is creating copies of himself. He and the other Muggos love to host games in the lab. They'll need your help to power their creations!



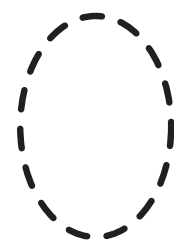


## Let's color Muggo!

Read each sentence out loud to your child. Have her trace each dotted word. Then she'll add the right colors to the picture of Muggo.

Muggo's face is orange.

His coat is gray.

Trace the shape that matches Muggo.



# Meet Cuz Cuz

Cuz Cuz is a wild creature of the Land of Knowhere. He loves to play in the mud and is eager to help you play some fun games. However, he's mischievous too. He'll eat up words or letters that are left lying around Knowhere. See if you can catch him in time for a bath!



## Let's color Cuz Cuz!

Read each sentence out loud to your child. Have her trace each dotted word. Then she'll add the right colors to the picture of Cuz Cuz.


Cuz Cuz is purple.

His nose is blue.

His feet are blue.

# Meet Penelope

Penelope is the most clever character in the Land of Knowhere. She loves to help kids learn, and it is her job to make sure everyone gets to school on time. Play some memory games and word-making games with her to build your brain!



## Let's color Penelope!

Read each sentence out loud to your child. Have him trace each dotted word. Then he'll add the right colors to the picture of Penelope.

Penelope is yellow.




She has brown hair.

Her wings are rainbow.



# Whose Shadow?




The creatures of Knowhere love to play hide and seek.  
Draw a line to match each creature to its shadow shape!



# Count Muggo!

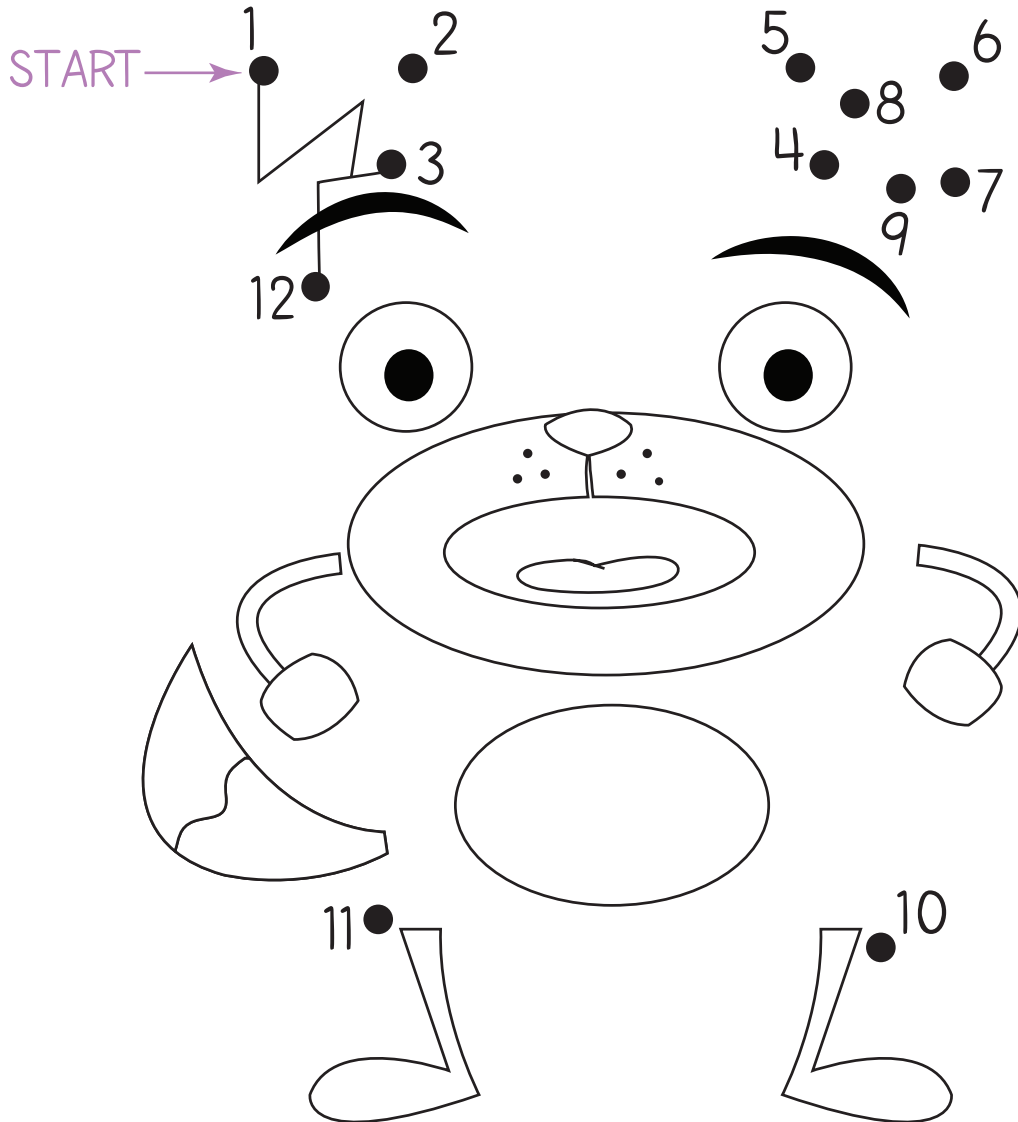
Yikes! It looks like the Muggos have been busy with the copy machine. Add up each group of Muggos!

*Bonus: How many Muggos are on this page in all?*



# Connect the Dots

Which character is this? Count to 12 and connect the dots to find out! Then color the picture.



MY NAME IS FLOYD

# Roly Paper Doll

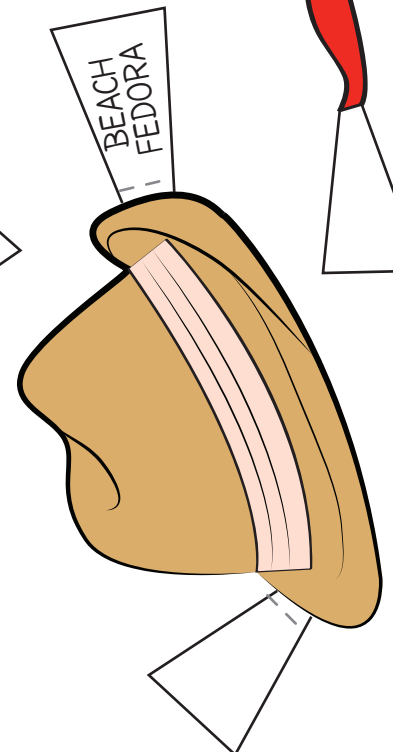


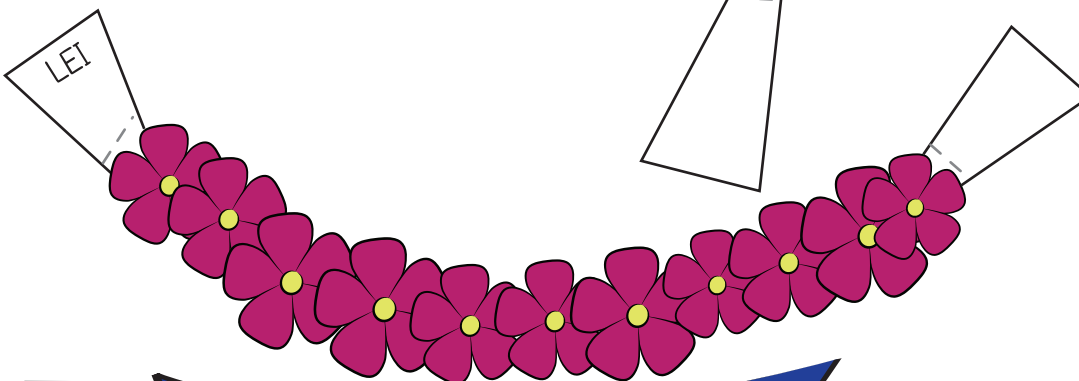
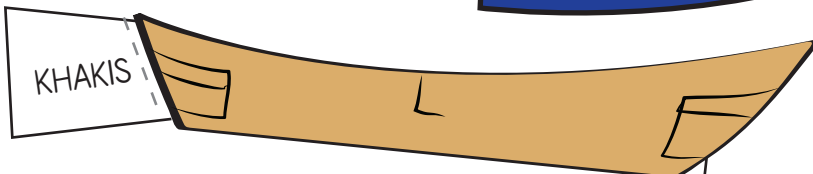
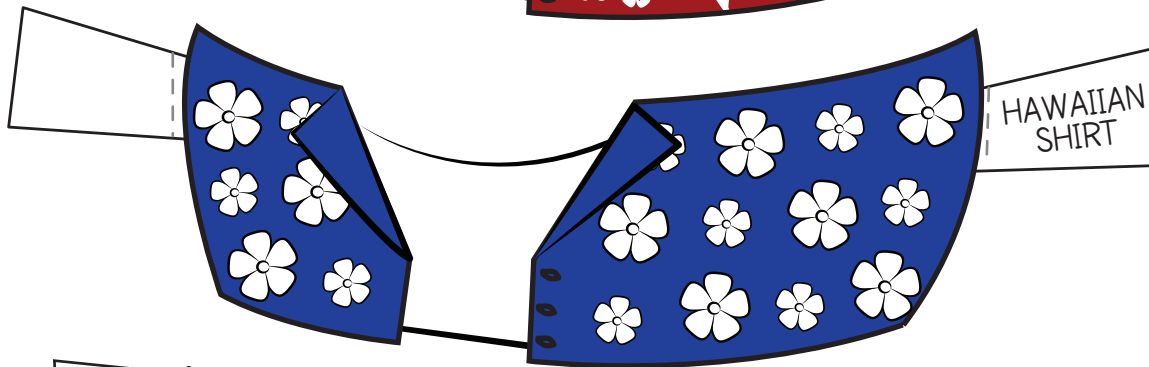

Let's play dress-up with Roly!  
Which outfit will he wear today?





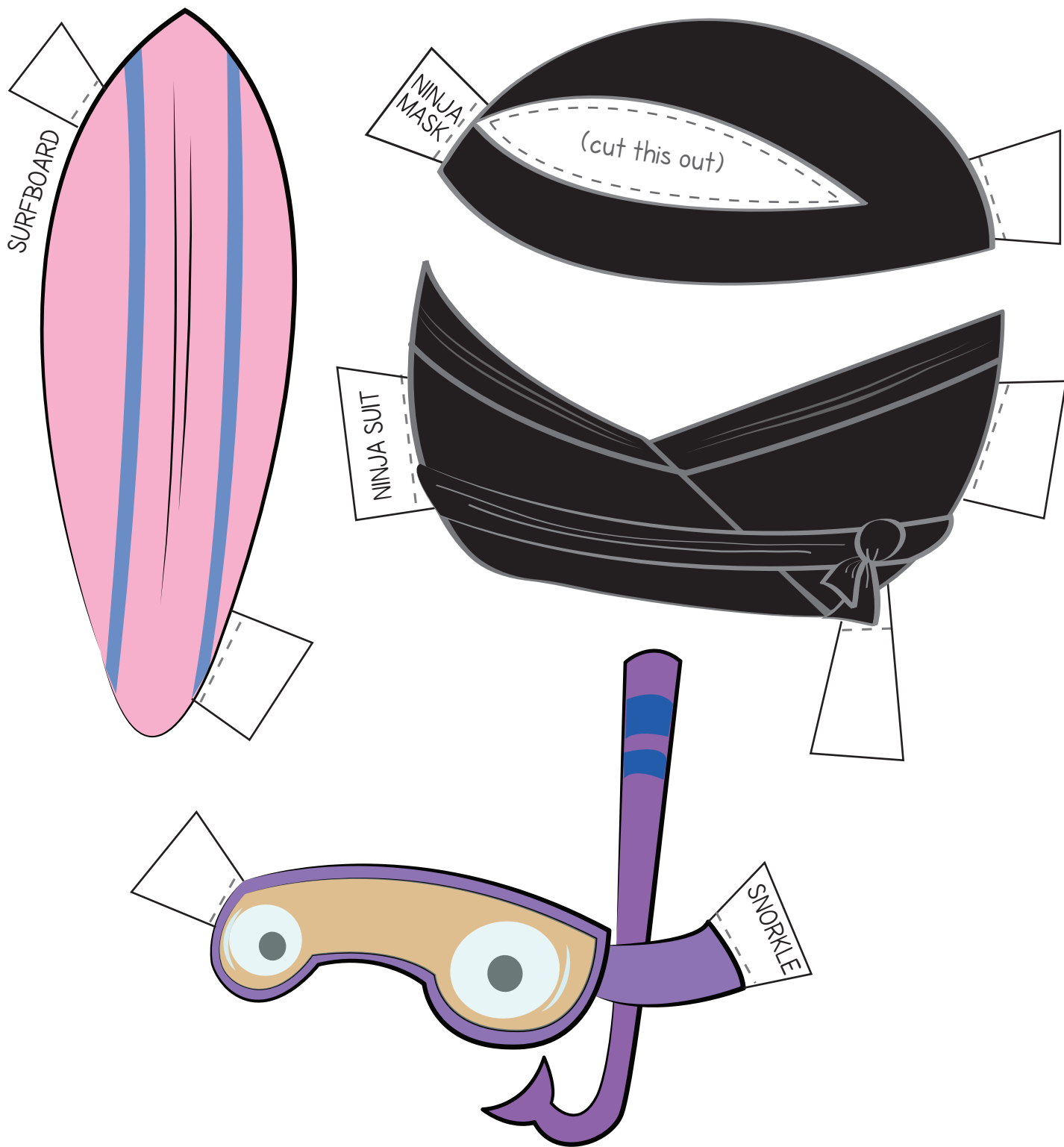
# Roly Paper Doll

Let's play dress-up with Roly! Which outfit will he wear today?



# Roly Paper Doll







Let's play dress-up with Roly! Which outfit will he wear today?



# Find the Differences

Look through the group of TuTus below and circle the spots where each picture is different from the one pictured here. →  
There are about 10 differences.

One of these pictures matches TuTu exactly. Can you find the one?



# Find the Differences

Look through the group of Penelopes below and circle the spots where each picture is different from the one pictured here. There are less than 10 differences. →

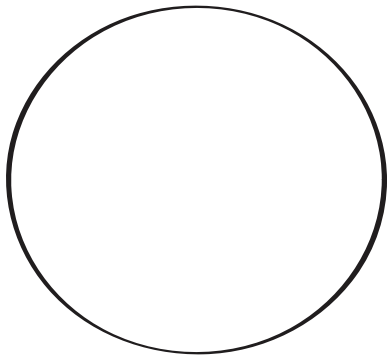
One of these pictures matches Penelope exactly.  
Can you find the one?




# How to Draw Roly




Start by drawing a circle.



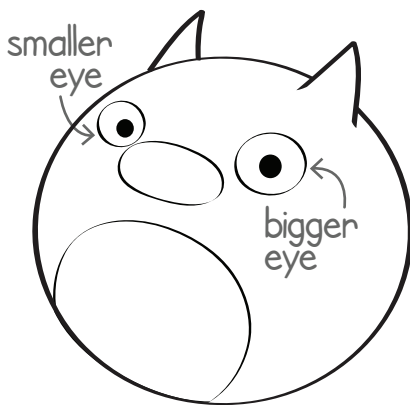
Draw 2 triangle ears.




Add ovals for his belly and his muzzle.




Make eyes using circles. One eye will be slightly bigger.



Give him a smile and an oval nose.



Now use a circle and a crescent shape for his legs.



Draw his paws using little circles or ovals.



Add a curvy tail and some curvy eyebrows.




Add triangle stripes and you're all done!



# How to Draw Floyd




First draw a rectangle for Floyd's body.




Now add zigzag ears.




Add 2 ovals for his belly and his muzzle.




Add stick legs at the corners.




Add stick arms, with round fists on his hips.




Give him a crescent-shaped tail.




His eyes are circles with black dots in the middle.



Don't forget his eyebrows!



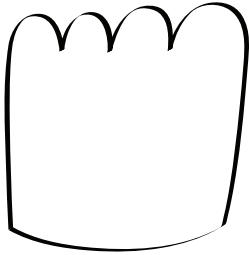
Last, Floyd needs an oval nose and mouth, with whisker dots.




# How to Draw TuTu




Start with the body,  
with 4 bumps on top.




Draw a skirt the same way  
you'd draw a cloud.




Give the skirt an  
inner lining.




Add stick arms and legs.  
One hand will be in a fist.




Draw a round muzzle  
and an oval nose.




Give TuTu an open smile,  
with dots for whiskers.




Add little bumps for teeth  
and a tongue.



Now give TuTu teeny dot eyes  
with eyelashes above them.



Finish with a crown  
and a star-shaped wand!



# Branzy

## Memory Match Game

Cut out the Memory Match cards. Shuffle and place face down on a flat surface. On each player's turn, flip two cards over. If the cards match, keep them! If they do not match, flip them back face down. The player with the most cards at the end wins!







# Branzy



## Memory Match Game

Cut out the Memory Match cards. Shuffle and place face down on a flat surface. On each player's turn, flip two cards over. If the cards match, keep them! If they do not match, flip them back face down. The player with the most cards at the end wins!



# Branzy Memory Match Game





Cut out the Memory Match cards. Shuffle and place face down on a flat surface. On each player's turn, flip two cards over. If the cards match, keep them! If they do not match, flip them back face down. The player with the most cards at the end wins!




# Brainzy

## MEMORY MATCH GAME

Cut out the Memory Match cards. Shuffle and place face down on a flat surface. On each player's turn, flip two cards over. If the cards match, keep them! If they do not match, flip them back face down. The player with the most cards at the end wins!





is awarded the rank of  
**STAR PERFORMER**  
for excellence in completing

# Answer Sheets

---

## Brainzy's Super Fun Activity Book

Welcome to the Land of Knowhere\*

Whose Shdaow?\*

Count Muggo\*

Find the Differences: TuTu\*

Find the Differences: Penelope\*

WELCOME TO

ANSWERS

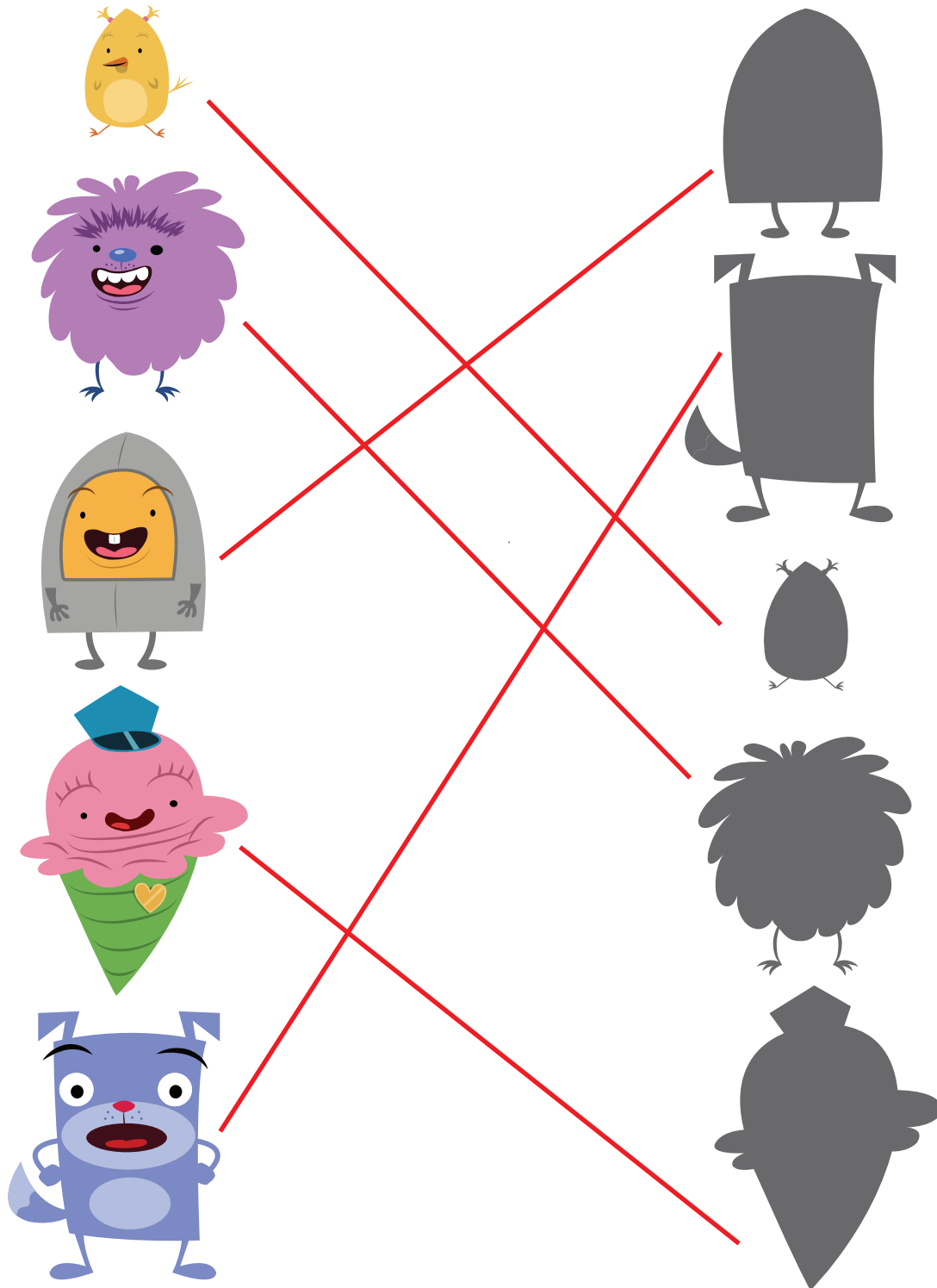
# The Land of Knowhere

Can you find all of the characters in this map of Knowhere?



# Whose Shadow?




The creatures of Knowhere love to play hide and seek.  
Draw a line to match each creature to its shadow shape!



# Count Muggo!

Yikes! It looks like the Muggos have been busy with the copy machine. Add up each group of Muggos!

*Bonus: How many Muggos are on this page in all? There are 10 Muggos!*





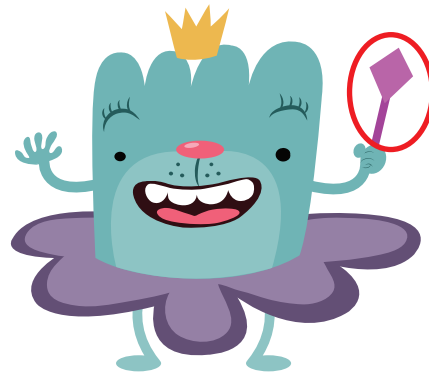









# Find the Differences

Look through the group of TuTus below and circle the spots where each picture is different from the one pictured here. →  
There are about 10 differences.

One of these pictures matches TuTu exactly. Can you find the one?



# Find the Differences

Look through the group of Penelopes below and circle the spots where each picture is different from the one pictured here. There are less than 10 differences. →

One of these pictures matches Penelope exactly.  
Can you find the one?

